



Constitutional Court
of the Republic of Turkey

INDIVIDUAL APPLICATION STATISTICS

(23/9/2012 - 31/12/2018)





Contents

I. GENERAL STATISTICS

Table 1: Number of Received/Decided Applications by Year

Table 2: Number of Pending Individual Applications

Table 3 : Decided Applications per Judgment Type

II. STATISTICS AS TO THE MERITS

A. STATISTICS ON THE MERITS BASED ON DECIDED FILES

Table 4: Ratio of Violation Judgments

Table 5: Number of Individual Applications in which at least one right was decided to have been violated (Including the right to a trial within a reasonable time and Joinder of Applications)

Table 6: Number of Individual Applications in which no violation was found (Including the right to a trial within a reasonable time and Joinder of Applications)

Table 7: Number of Individual Applications examined as to the Merits (Including the right to a trial within a reasonable time and Joinder of Applications)

Table 8: Number of Individual Applications in which at least one right was decided to have been violated (Excluding the right to a trial within a reasonable time, including Joinder of Application)

Table 9: Number of Individual Applications examined as to the Merits (Excluding the right to a trial within a reasonable time, including Joinder of Applications)

B. VIOLATION STATISTICS BY RIGHTS AND FREEDOMS

1. Including Joinder of Applications

Table 10: Judgments finding a Violation by Rights and Freedoms(Including the right to a trial within a reasonable time and Joinder of Applications)

Table 11: Judgments finding a Violation by Years (Based on Rights and Freedoms) (Including the right to a trial within a reasonable time and Joinder of Applications)

Table 12: Judgments finding a Violation by Rights and Freedoms (Excluding the right to a trial within a reasonable time, including the Joinder of Applications)

Table 13: Judgments finding a Violation by Years (On the basis of rights and freedoms) (Excluding the right to be trial within a reasonable time, including the Joinder of Applications)

Table 14: Judgments finding a Violation of the Right to a Fair Trial (Including the right to a trial within a reasonable time and Joinder of Applications)

Table 15: Judgments finding a Violation of the Right to a Fair Trial (Based on Guarantees) (Including the right to a trial within a reasonable time and Joinder of Applications)

2. Excluding Joinder of Applications

Table 16: Judgments finding a Violation by Rights (Including the right to a trial within a reasonable time and Excluding Joinder of Applications)

Table 17: Judgments finding a Violation by Rights (Including the right to a trial within a reasonable time and Joinder of Applications)



Table 1: Number of Received/Decided Applications by Year

	2012	2013	2014	2015	2016	2017	2018	Toplam
Received Applications	1.342 % 1	9.897 % 5	20.578 % 10	20.376 % 10	80.756 % 38	40.530 % 19	38.186 % 18	211.665
Decided Applications*	4 % 0	4.924 % 3	10.926 % 6	15.378 % 9	16.100 % 9	89.653 % 52	35.395 % 21	172.380
Total Ratio	% 0	% 50	% 53	% 75	% 20**	% 221***	% 93	% 81,4

* There may be a little change, compared to the previous statistics, in the examination ratio of the received applications as the file is closed in case of an admissibility decision on administrative grounds and reopened upon the acceptance of the objection to the inadmissibility decision.

** The ratio of the files excluding the applications made within the scope of the Commission for the Examination of Proceedings under the State of Emergency is 85%.

*** The ratio of the received applications is 90% excluding 72.134 files decided to be inadmissible due to non-exhaustion of legal remedies after the establishment of the Commission for the Examination of the Proceedings under the State of Emergency.



Table 2: Number of Pending Individual Applications*

2013	2014	2015	2016	2017	2018
9	148	797	2.665	7.191	28.475
% 0	% 0,4	% 2	% 6,8	% 18,3	% 72,5

* Showing the number of pending applications as of 31.12.2018

Total Pending Applications : 39.285

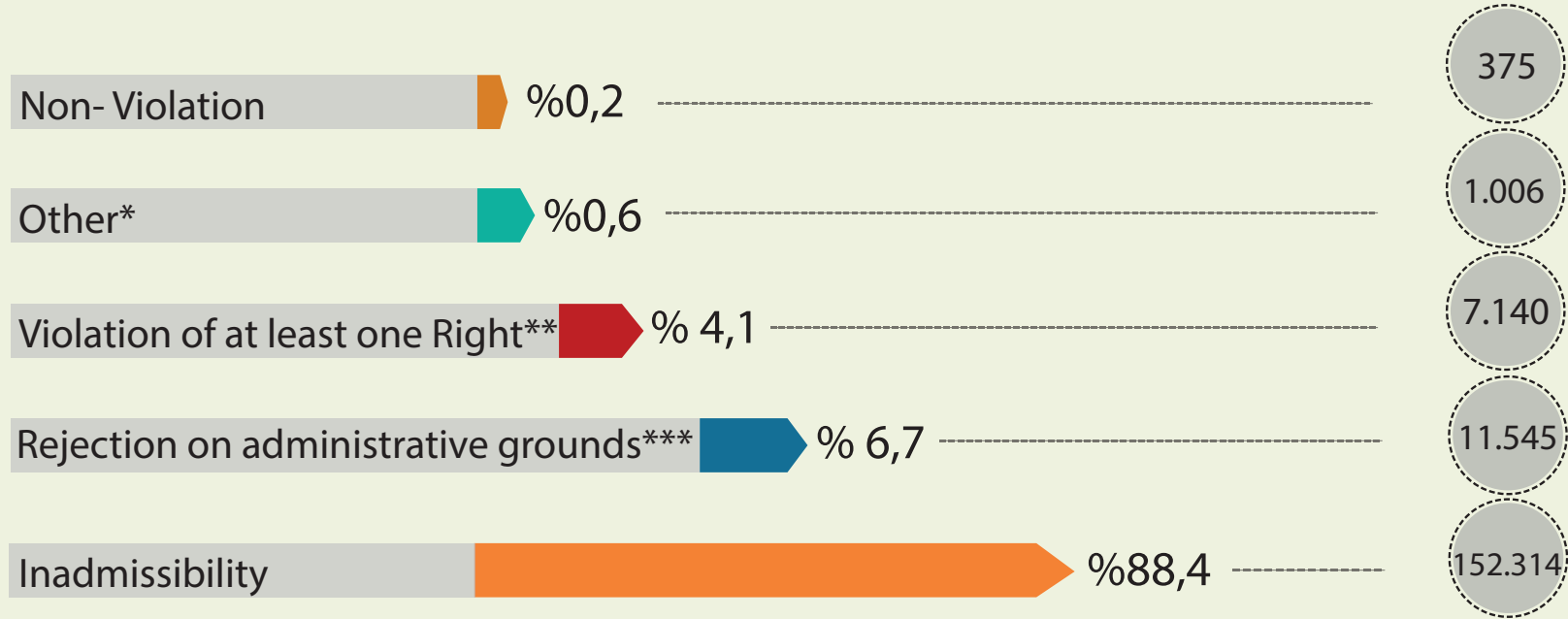
Total Applications : 211.665

Pending Applications / Total Applications : %18,6



Table 3 : Decided Applications per Judgment Type

Total : 172.380



* Rejection, strike-out, and closing of applications.

** The number of Joindered Application is also included.

*** There may be a little change, compared to the previous statistics, in the examination ratio of the received applications as the file is closed in case of an inadmissibility decision on administrative grounds and reopened upon the acceptance of the objection to the inadmissibility decision.



Table 4: Ratio of Violation Judgments

Based on the Total of decided Files

Based on Judgment finding a Violation

Including files decided on not exhausting legal remedies within the scope of the state of emergency**

Excluding files decided on not exhausting legal remedies within the scope of the state of emergency**

4,1%

Decided : 7.140
Total : 172.380

Number of files finding a Violation (Including the right to a trial within a reasonable time)*

2,8%

Decided : 4.801
Total : 170.041

Number of files finding a Violation (Excluding the right to be tried within a reasonable time)*

7,1%

Decided : 7.140
Total : 100.246

Number of files finding a Violation (Including the right to a trial within a reasonable time)*

4,9%

Decided : 4.801
Total : 97.907

Number of files finding a Violation (Excluding the right to a trial within a reasonable time)*

95%

Judgments finding a Violation : 7.140
Examined on the Merits : 7.515

Number of files finding a Violation (Including the right to a trial within a reasonable time)*

92,8%

Judgments finding a Violation : 4.801
Examined on the Merits : 5.176

Examined on the Merits : 5.176

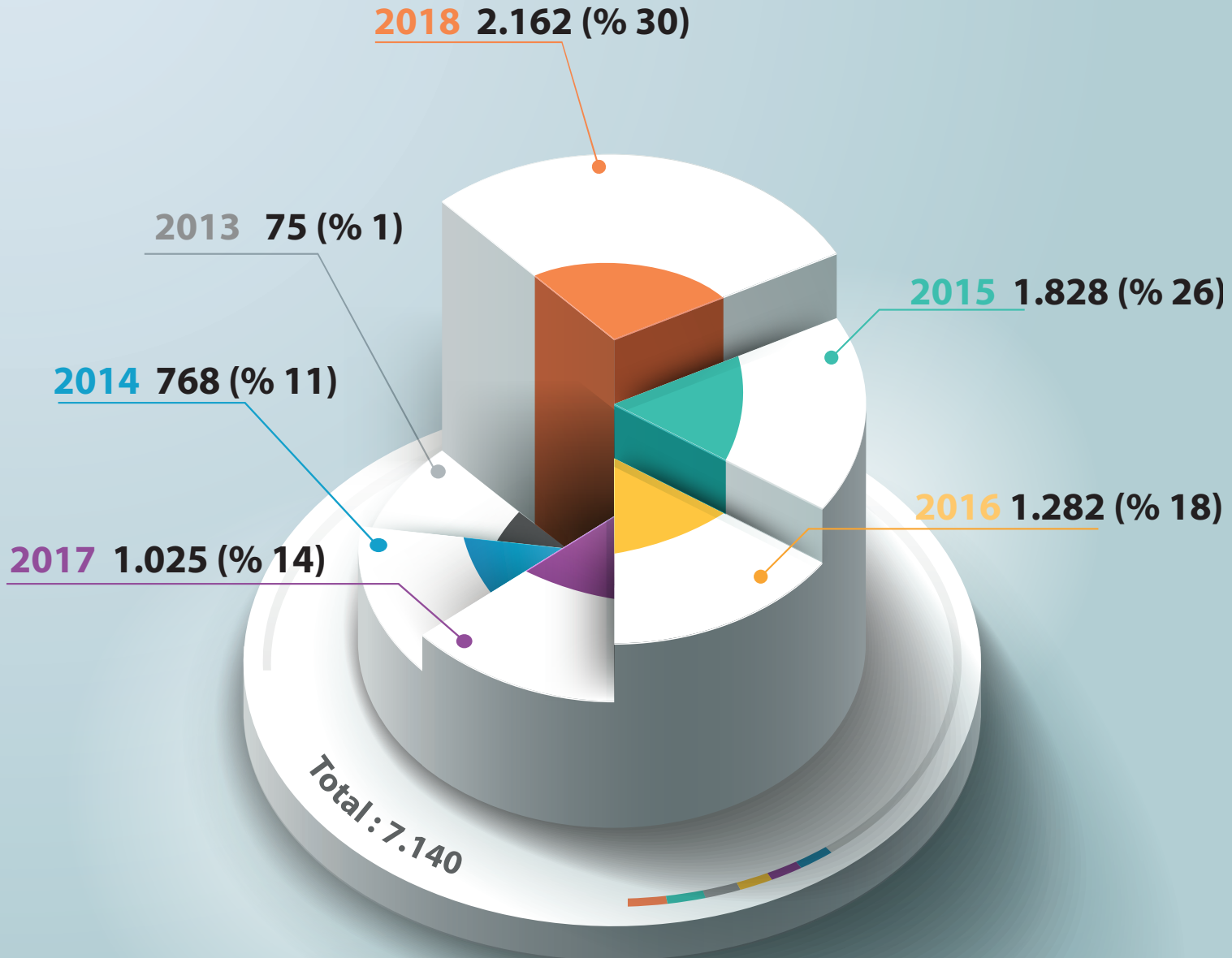
Number of files finding a Violation (Excluding the right to a trial within a reasonable time)*

* In the calculations excluding the right to a trial within a reasonable time the number of files finding a violation of the right to a trial within a reasonable time (2.339) is extracted from the total number.

** 72.134 files decided to be inadmissible due to non-exhaustion of legal remedies after the establishment of the Commission for the Examination of the Proceedings under the State of Emergency.

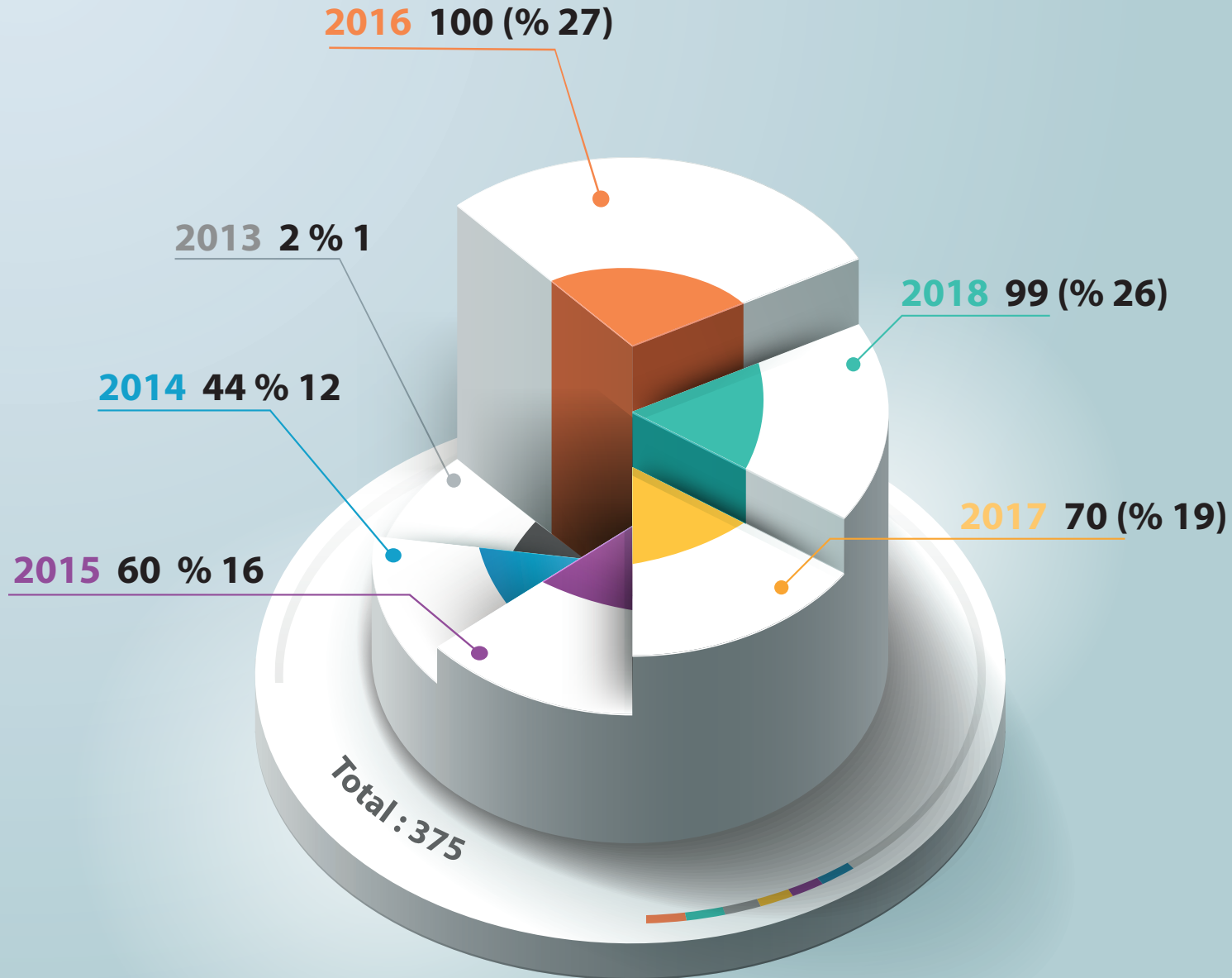


Table 5: Number of Individual Applications in which at least one right was decided to have been violated (Including the right to a trial within a reasonable time and Joinder of Applications)





**Table 6: Number of Individual Applications in which no violation was found*
(Including the right to a trial within a reasonable time and Joinder of Applications)**



* Files decided to be admissible, but finding no violation in the examination of merits.



**Table 7: Number of Individual Applications examined as to the Merits
(Including the right to a trial within a reasonable time and Joinder of Applications)**

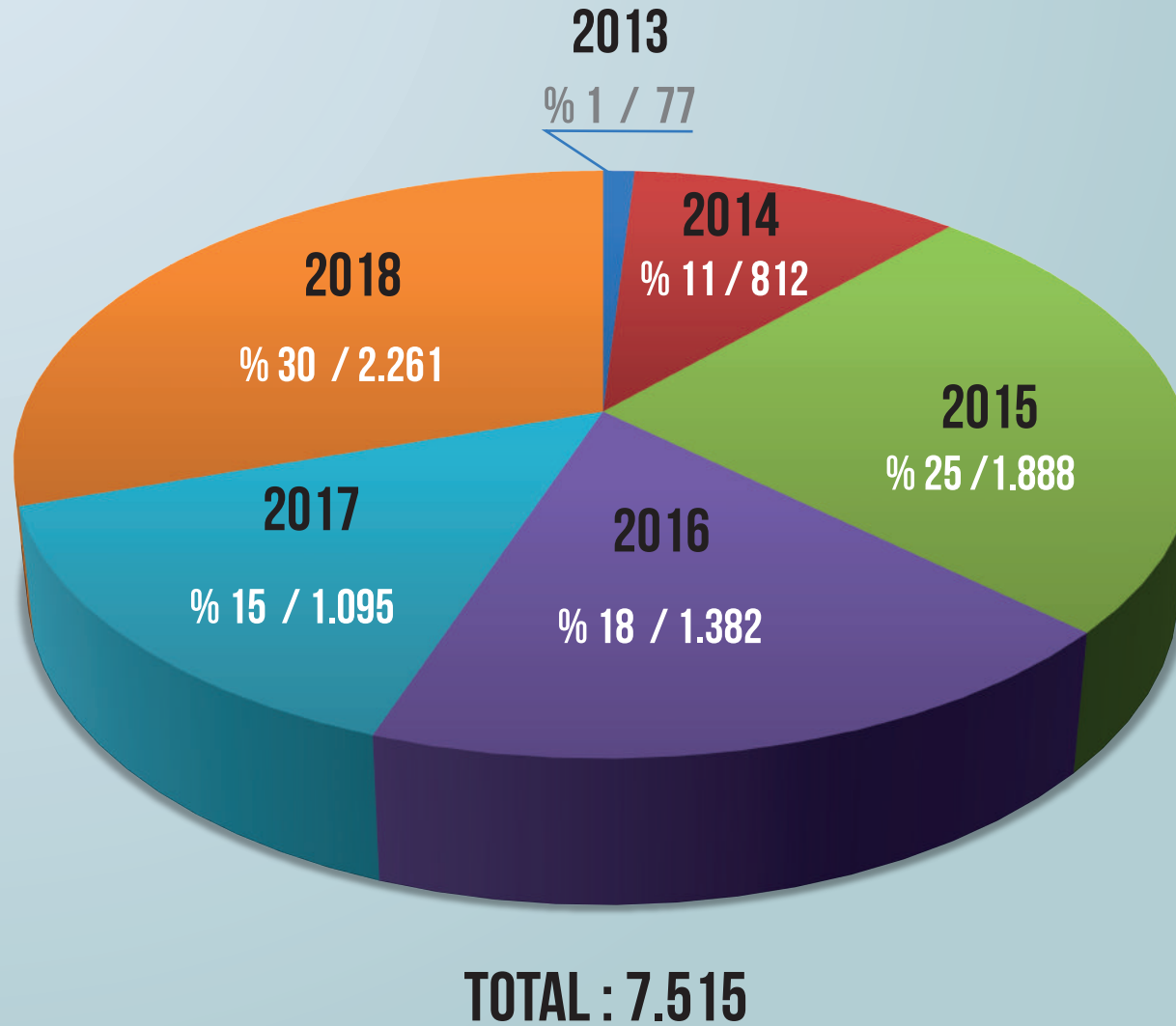
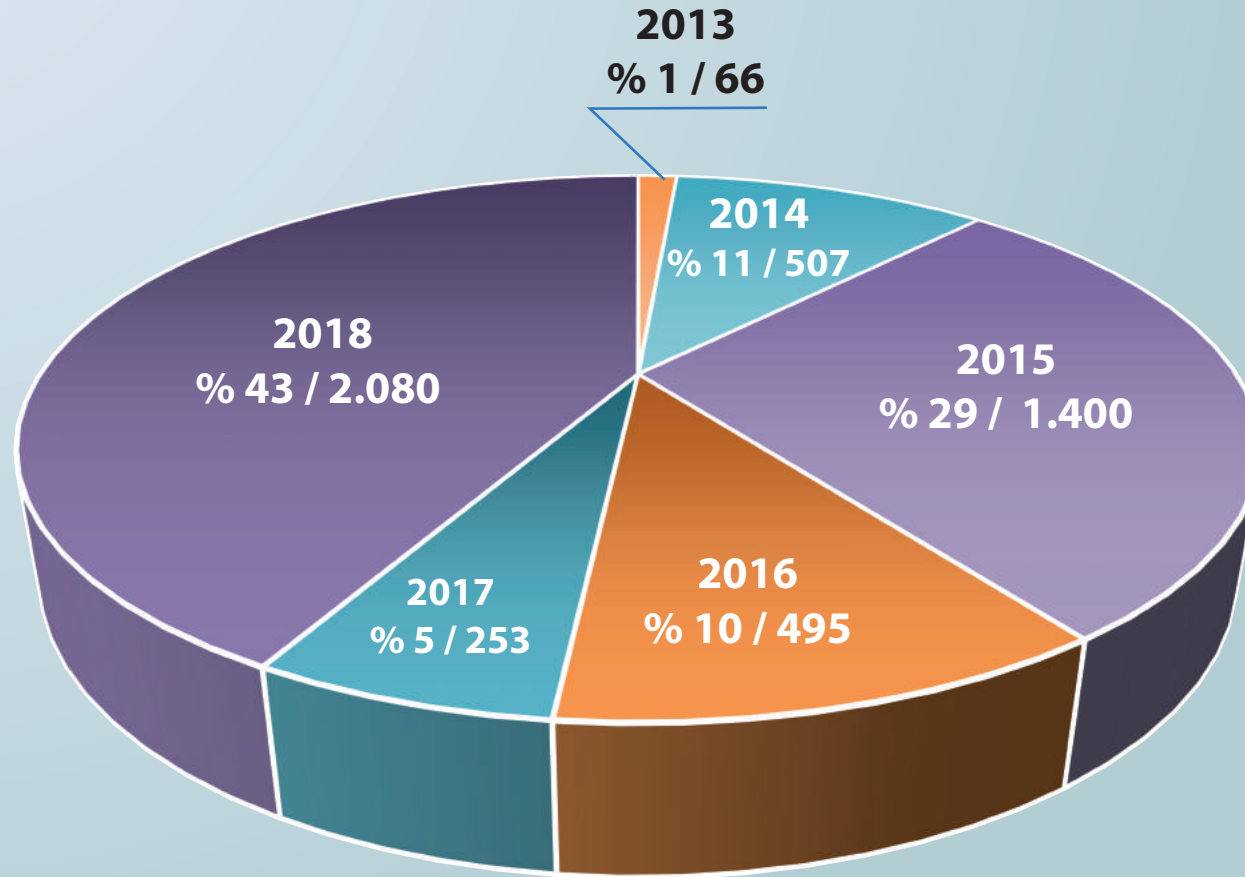




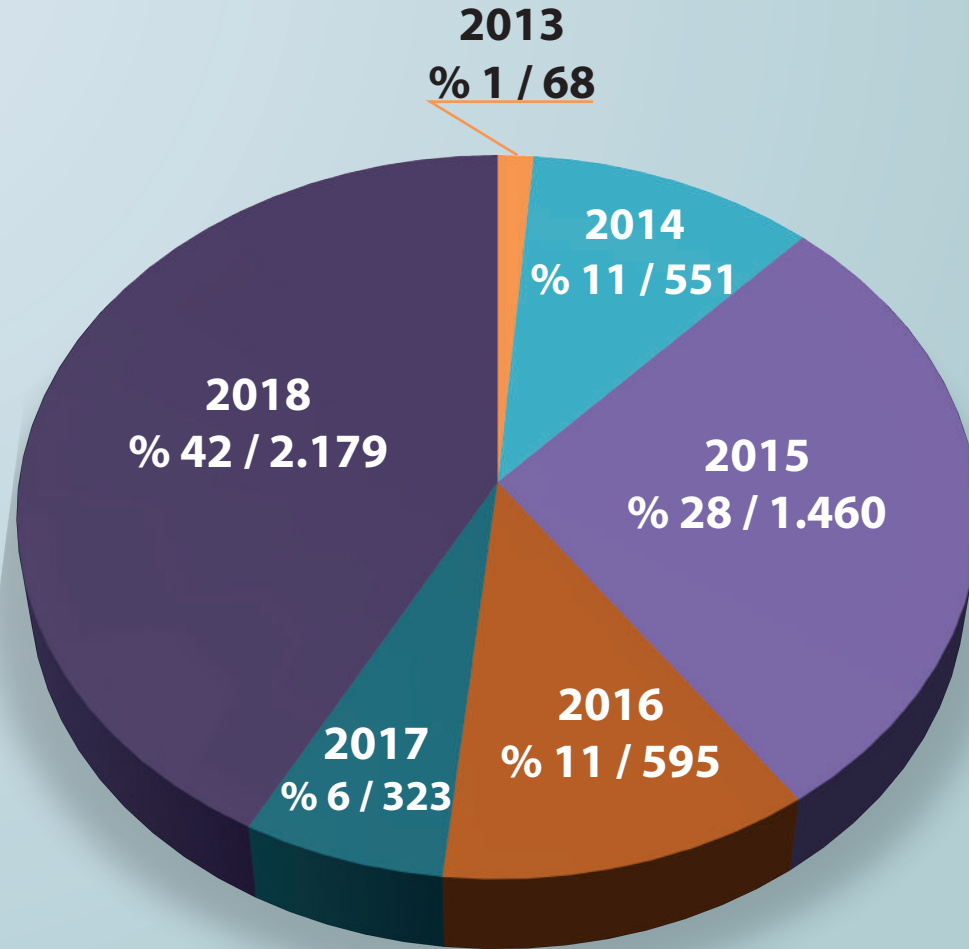
Table 8: Number of Individual Applications in which at least one right was decided to have been violated (Excluding the right to a trial within a reasonable time, including Joinder of Application)



TOTAL : 4.801

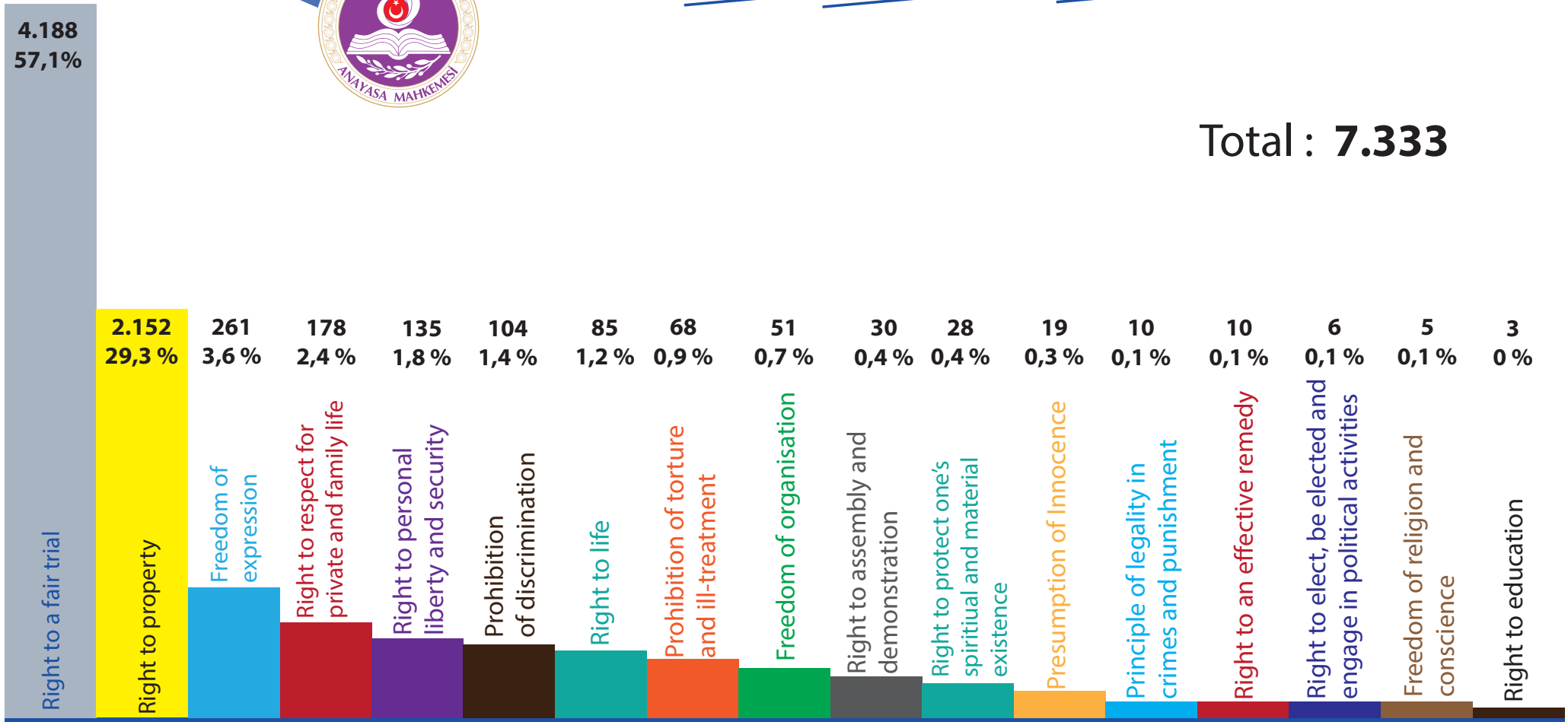


**Table 9: Number of Individual Applications examined as to the Merits
(Excluding the right to a trial within a reasonable time,
including Joinder of Applications)**



TOTAL : 5.176

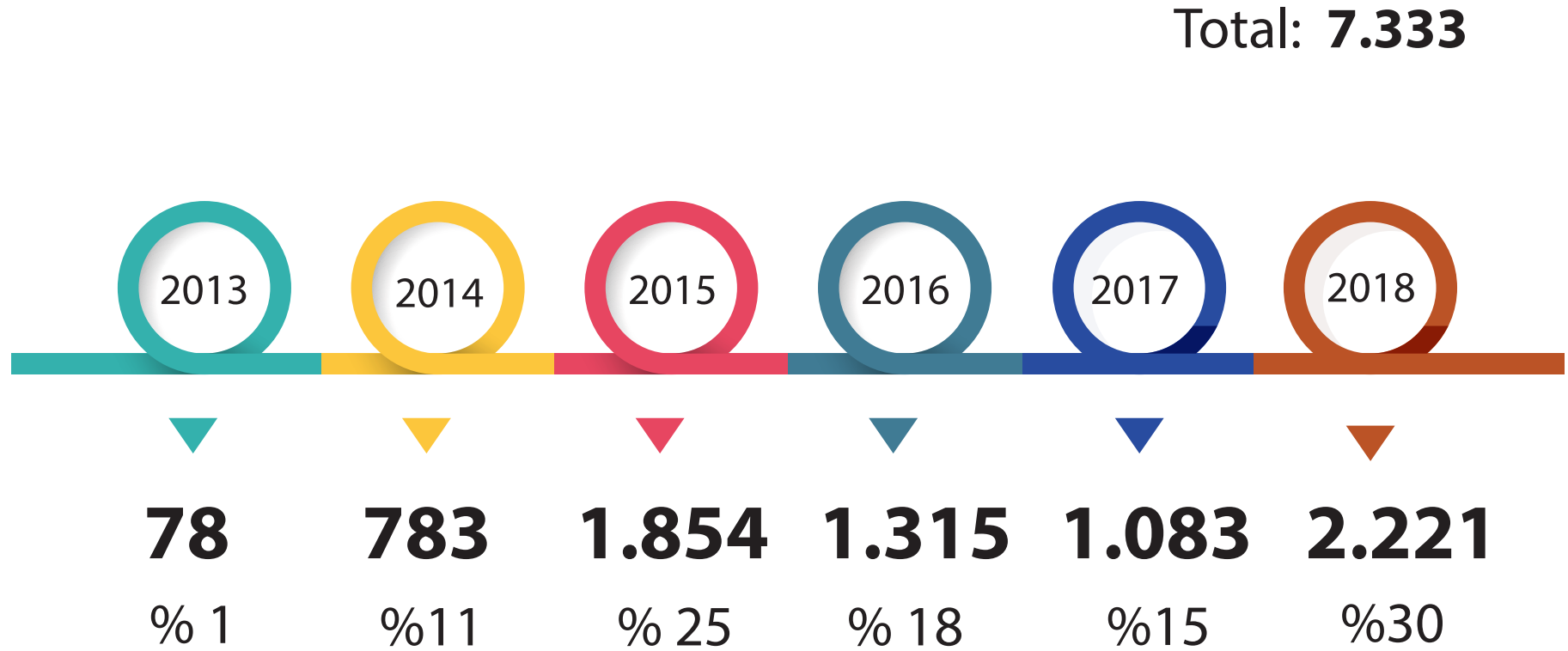
**Table 10: Judgments finding a Violation by Rights and Freedoms
(Including the right to a trial within a reasonable time and Joinder of Applications)***



* More than one right may be decided to have been violated in one application.

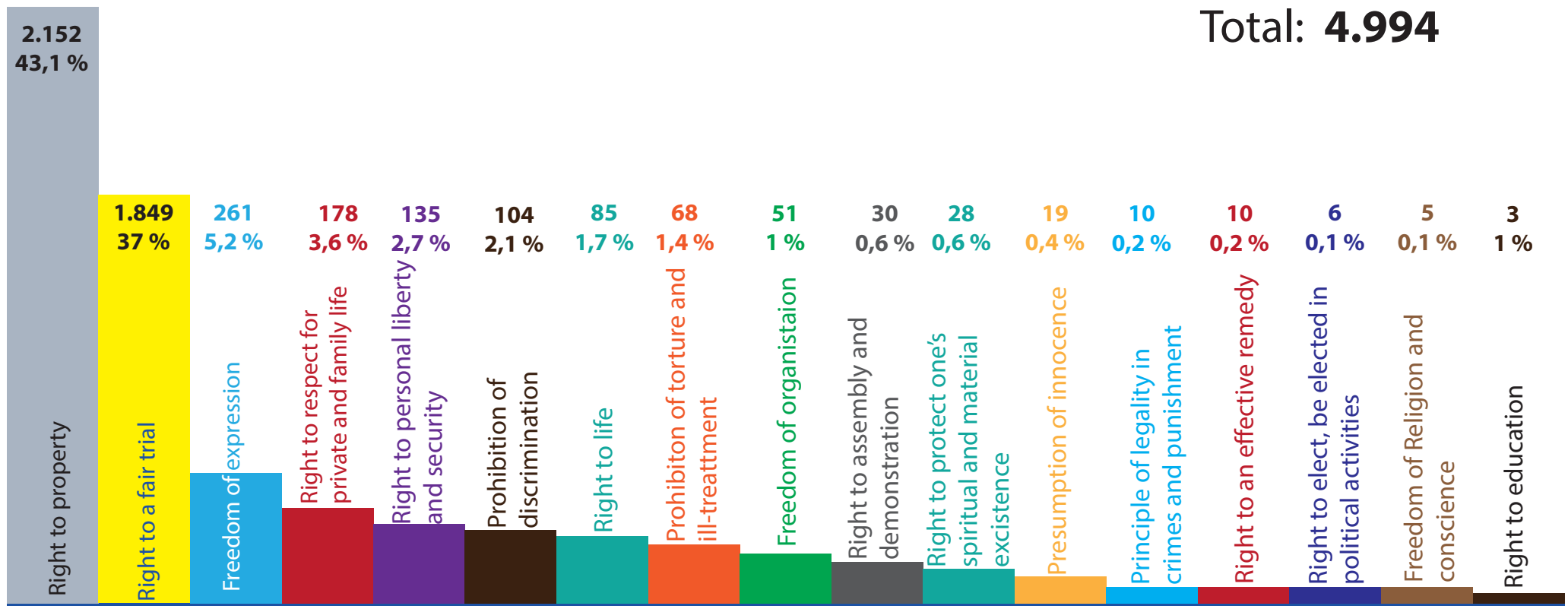


**Table 11: Judgments finding a Violation by Years (Based on Rights and freedoms)
(Including the right to a trial within a reasonable time and Joinder of Applications)***



*More than one right may be decided to have been violated in one application.

**Table 12: Judgments finding a Violation by Rights and freedoms
(Excluding the right to a trial within a reasonable time, including the Joinder of Applications)***

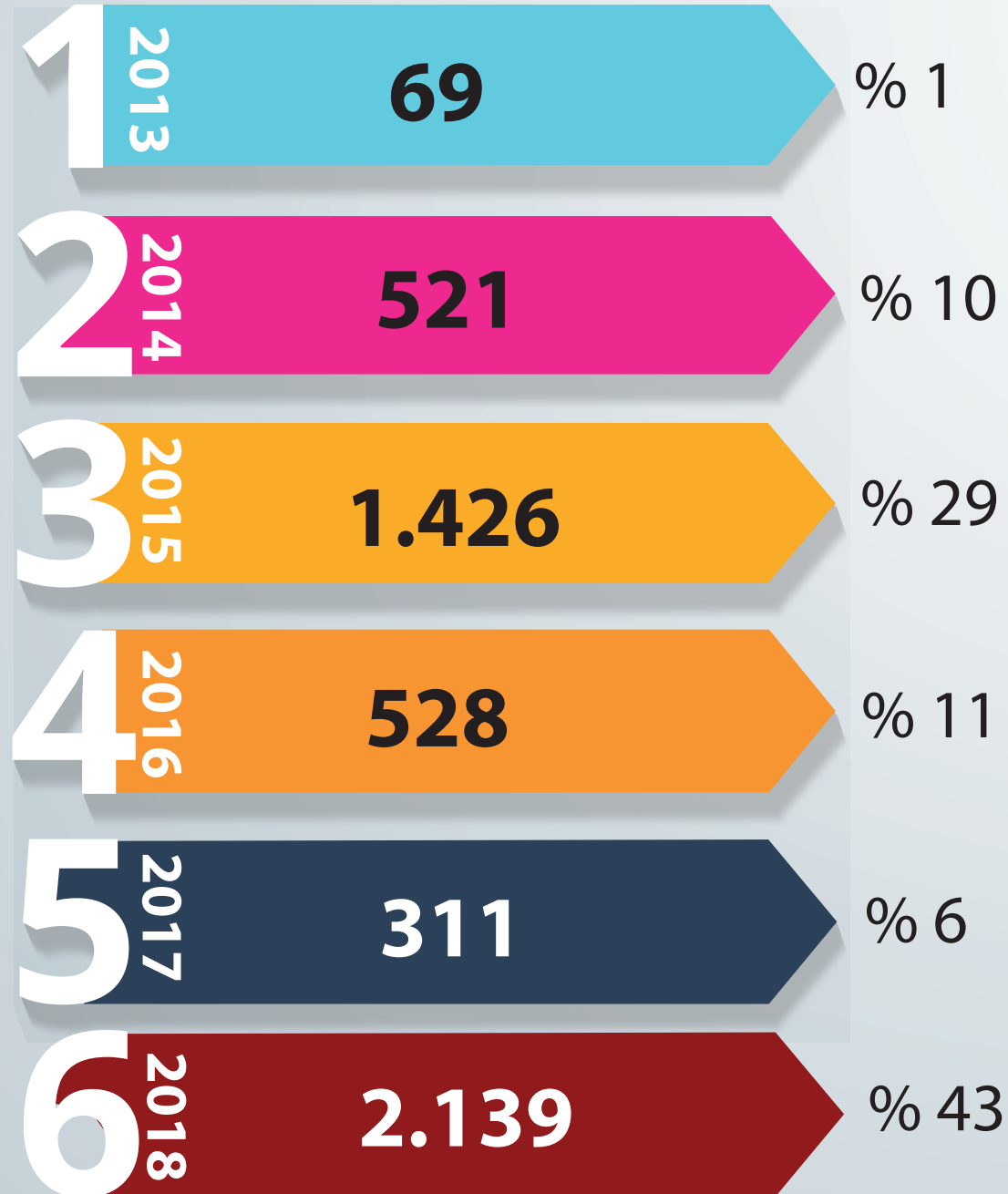


*More than one right may be decided to have been violated in one application.



**Table 13: Judgments finding a Violation by Years (On the basis of rights and freedoms)
(Excluding the right to a trial within a reasonable time, including the Joinder of Applications)***

**Total:
4.994**

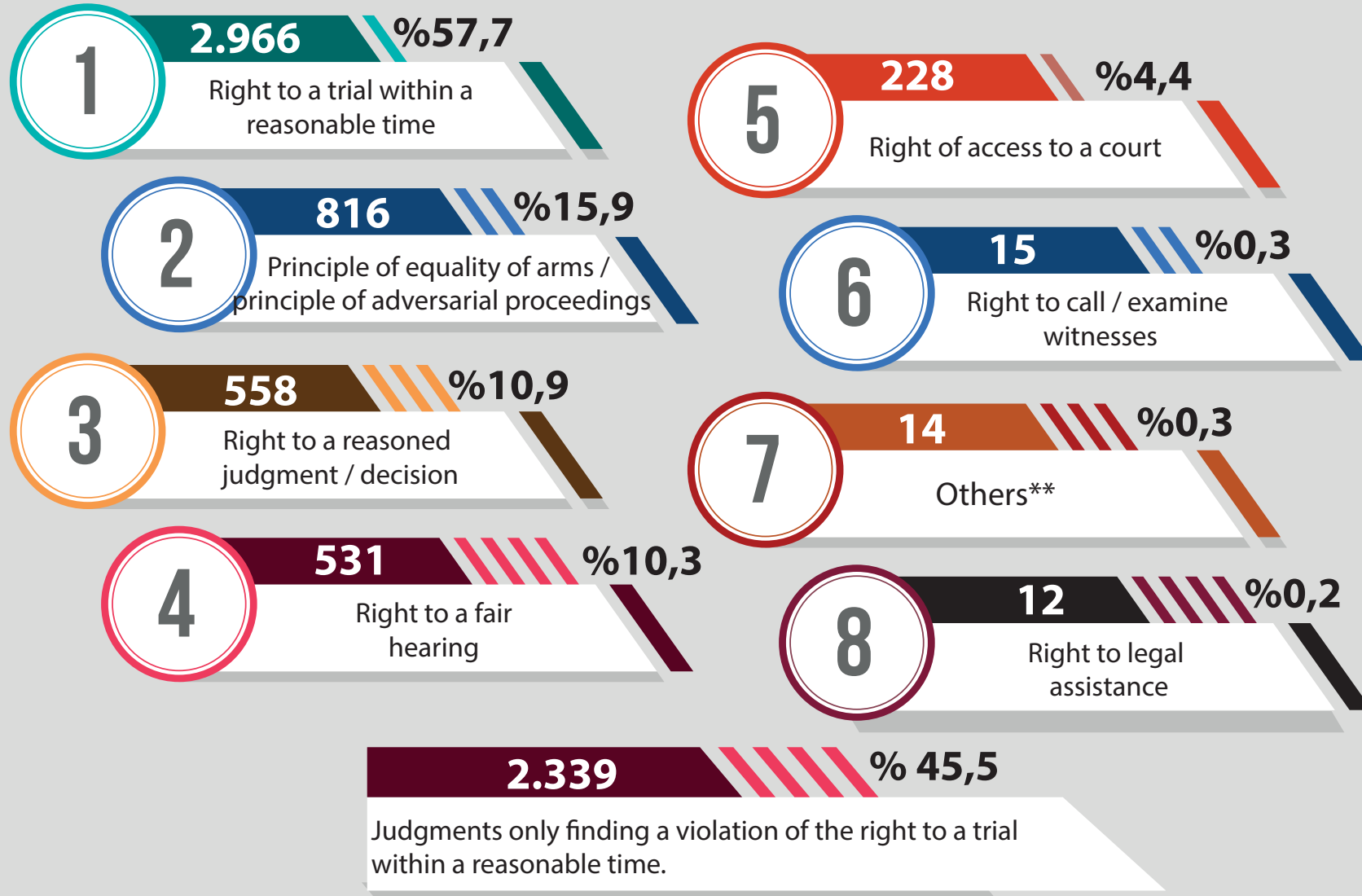


*More than one right may be decided to have been violated in one application.



**Table 14: Judgments finding a Violation of the Right to a Fair Trial
(Including the right to a trial within a reasonable time and Joinder of Applications)***

Total: 5.140



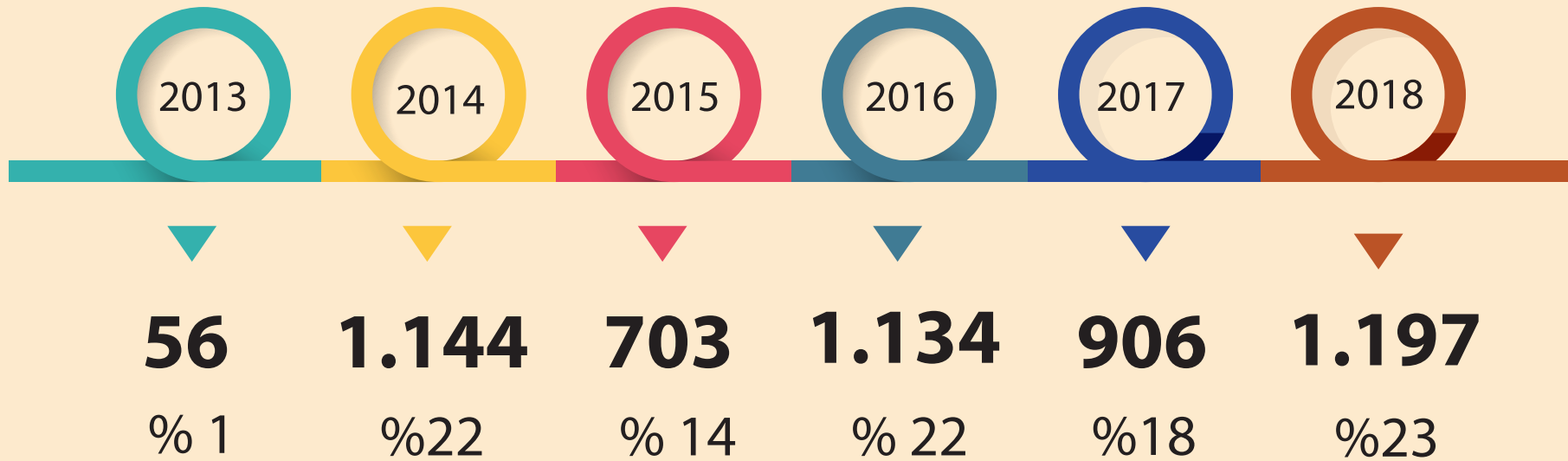
*More than one right may be decided to have been violated in one application.

** Others: Right of self - defence, right of effective participation to the trial, right of enforcement of decision etc.



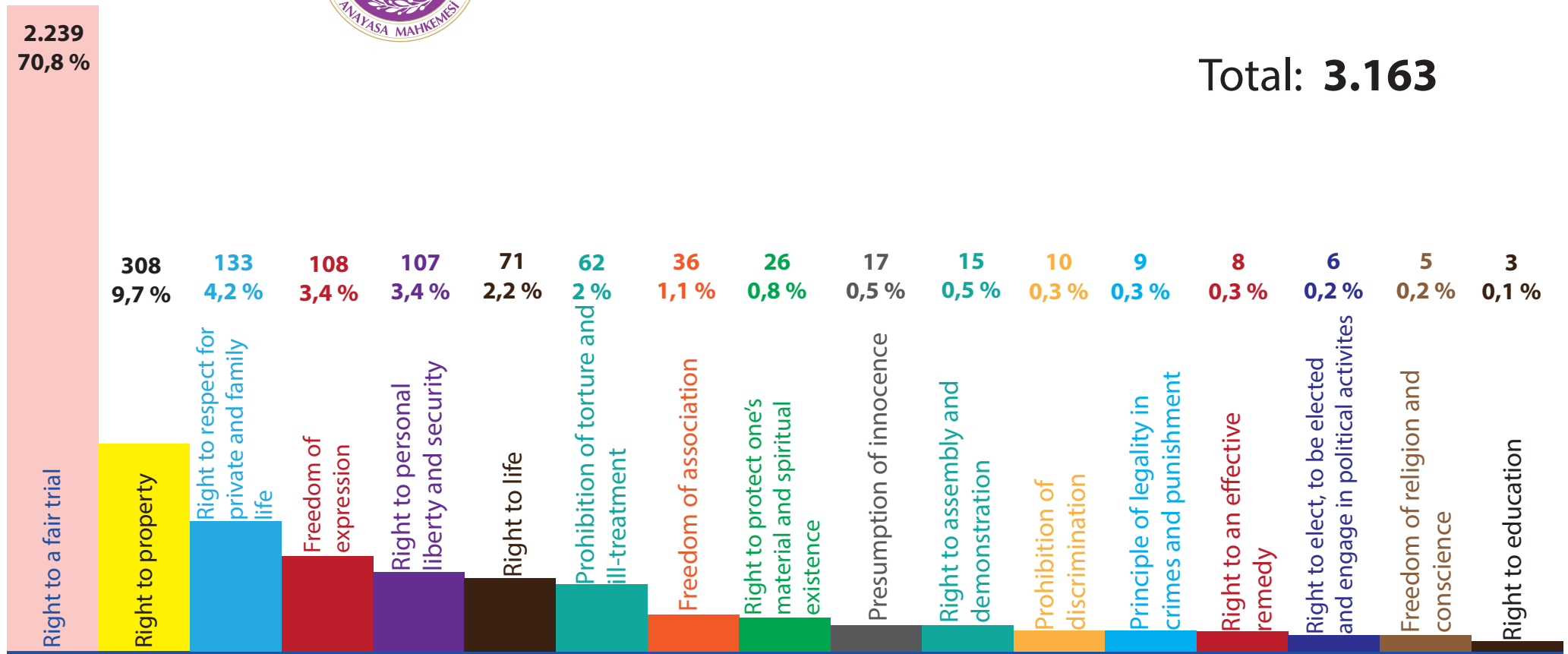
**Table 15: Judgments finding a Violation of the Right to a Fair Trial (Based on Guarantees)
(Including the right to a trial within a reasonable time and Joinder of Applications)***

Total: **5.140**



*More than one guarantee may be decided to have been violated within the scope of the right to a fair trial.

Table 16: Judgments finding a Violation by Rights (Including the right to a trial within a reasonable time and Excluding Joinder of Applications)*

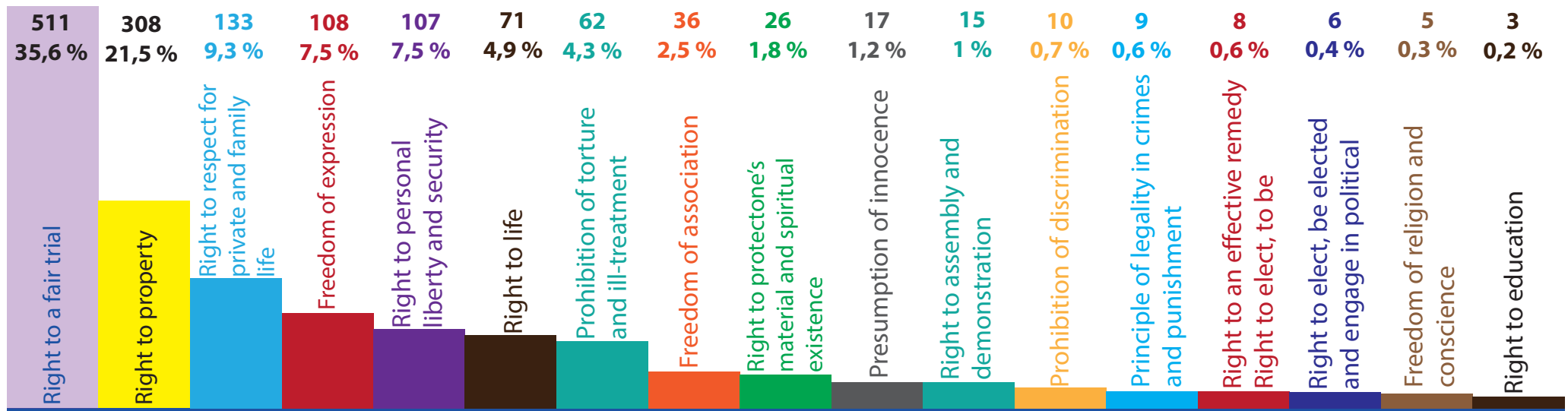


*More than one right may be decided to have been violated in one application. Calculated only with regard to decided files without the consideration of joindered applications.

Table 17: Judgments finding a Violation by Rights (Including the right to a trial within a reasonable time and Joinder of Applications)*



Total: 1.435



*More than one right may be decided to have been violated in one application. Calculated only with regard to decided files without the consideration of joindered applications.