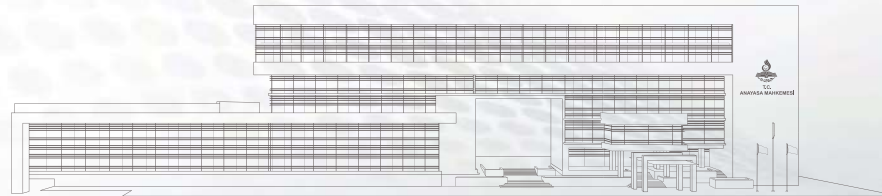




**CONSTITUTIONAL COURT  
OF THE REPUBLIC OF TURKEY**

**INDIVIDUAL APPLICATION  
STATISTICS**




(23/9/2012 - 31/12/2021)





# 1. NUMBER OF RECEIVED AND ADJUDICATED INDIVIDUAL APPLICATIONS BY YEARS

01

	 Received Applications*	Ratio	 Adjudicated Applications	Ratio	 Total Ratio (**) (***)
2012	1.342	%0,4	4	%0	%0
2013	9.897	%2,7	4.924	%1,6	%50
2014	20.578	%5,7	10.926	%3,6	%53
2015	20.376	%5,6	15.368	%5,1	%75
2016	80.756	%22,4	16.089	%5,3	%20
2017	40.530	%11,2	89.651	%29,6	%221
2018	38.186	%10,6	35.356	%11,7	%93
2019	42.971	%11,9	39.376	%13	%92
2020	40.402	%11,2	45.414	%15	%112
2021	66.121	%18,3	45.321	%15	%69
	<b>RECEIVED APPLICATIONS 361.159</b>		<b>ADJUDICATED APPLICATIONS 302.429</b>		<b>TOTAL RATIO %83,7</b>

\* There may be a little change, compared to the previous statistics, in the number of the adjudicated applications as the file is closed in case of an admissibility decision on administrative grounds and reopened upon the acceptance of the challenge to the inadmissibility decision.

\*\* The coverage ratio pertaining to the applications lodged in 2016, excluding those lodged within the scope of the state of emergency, is 85%

\*\*\* The coverage ratio in 2017, excluding 72,134 cases found inadmissible due to non-exhaustion of legal remedies after the establishment of the Commission for the Examination of the Proceedings under the State of Emergency, is 90%.



## 2. NUMBER OF PENDING INDIVIDUAL APPLICATIONS\*

Pending Applications	Applications
<b>58.730</b>	<b>361.159</b>
Pending Applications/ Total Applications <b>%16,3</b>	

02

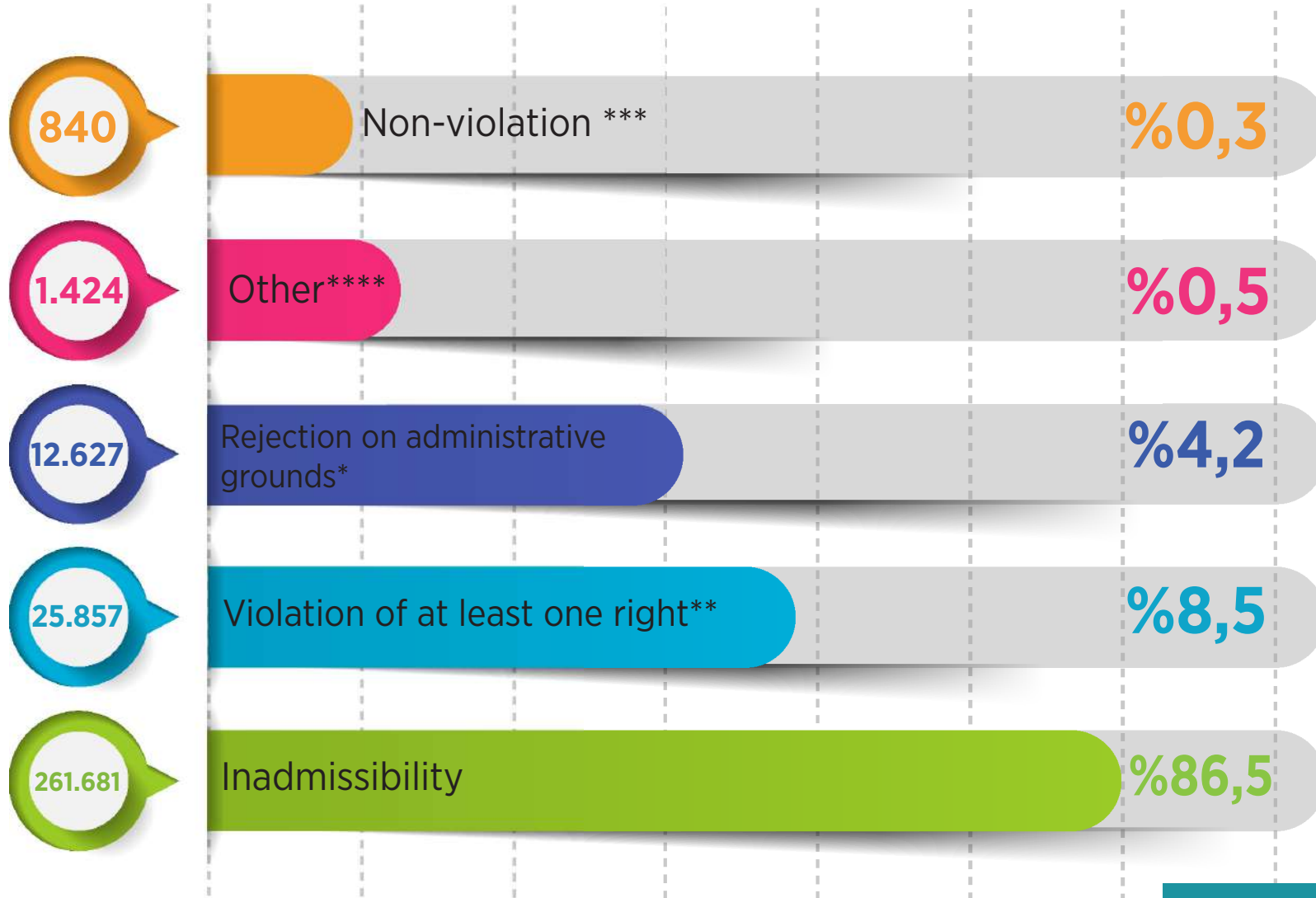


\* Number of pending applications by years as of 31/12/2021



### 3. ADJUDICATED APPLICATIONS BY JUDGMENT TYPE

03



**TOTAL : 302.429**

\* There may be a little change, compared to the previous statistics, in the examination ratio of the received applications as the file is closed in case of an inadmissibility decision on administrative grounds and reopened upon the acceptance of the challenge to the inadmissibility decision.

\*\* Number of cases where violation was found as a result of the examination over the case-file is 5,724. Number of files joined to them is 20.583.

\*\*\* Number of cases where no violation was found as a result of the examination over the case-file is 651. Number of files joined to them is 189.

\*\*\*\* Strike-out, closing of applications, and rejection.



## 4. RATIO OF VIOLATION JUDGMENTS

04

### Based on the adjudicated cases

Including cases adjudicated with a decision on non-exhaustion of legal remedies within the scope of the state of emergency\*\*

**%8,5**

Judgments finding a violation : **25.857**  
Adjudicated : **302.429**

Including the right to a trial within a reasonable time\*

**%3,2**

Examined on the merits : **9.023**  
Adjudicated : **285.595**

Excluding the right to a trial within a reasonable time\*

Excluding cases adjudicated with a decision on non-exhaustion of legal remedies within the scope of the state of emergency\*\*

**%11,2**

Judgments finding a violation : **25.857**  
Adjudicated : **230.295**

Including the right to a trial within a reasonable time\*

**%4,2**

Judgments finding a violation : **9.023**  
Adjudicated : **213.461**

Excluding the right to a trial within a reasonable time\*

### Based on the cases examined as to the merits

**%96,9**

Judgments finding a violation : **25.857**  
Thoroughly Examined: **26.697**

**%91,5**

Judgments finding a violation : **9.023**  
Thoroughly Examined : **9.863**

Including the right to a trial within a reasonable time\*

Excluding the right to a trial within a reasonable time\*

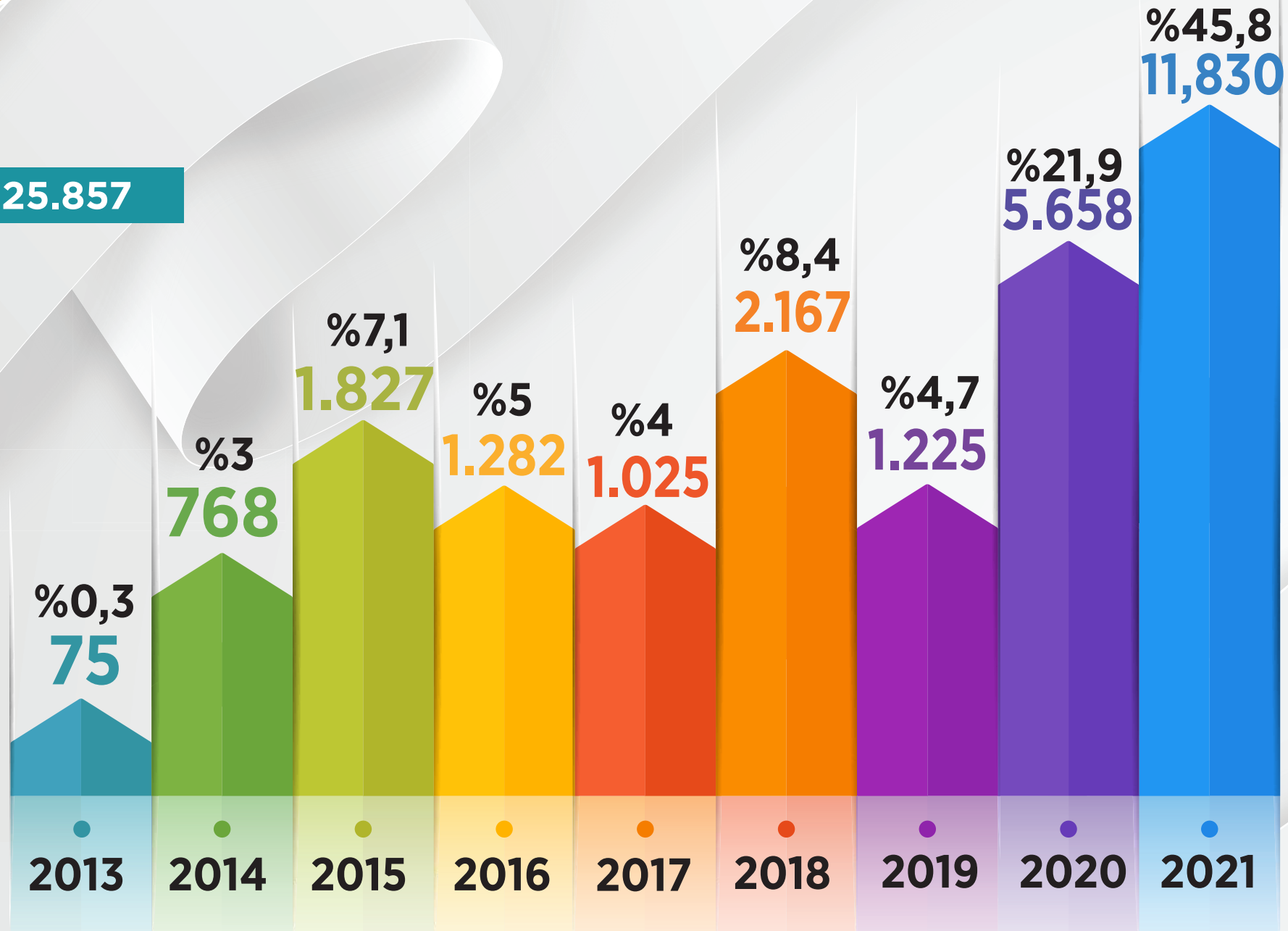
\* In the calculations excluding the right to a trial within a reasonable time, the number of cases finding a violation of the right to a trial within a reasonable time is extracted from the total number of adjudicated cases.  
\*\* 72,134 cases found inadmissible due to non-exhaustion of legal remedies after the establishment of the Commission for the Examination of the Proceedings under the State of Emergency.



## 5. NUMBER OF INDIVIDUAL APPLICATIONS IN WHICH AT LEAST ONE RIGHT WAS FOUND TO HAVE BEEN VIOLATED

05

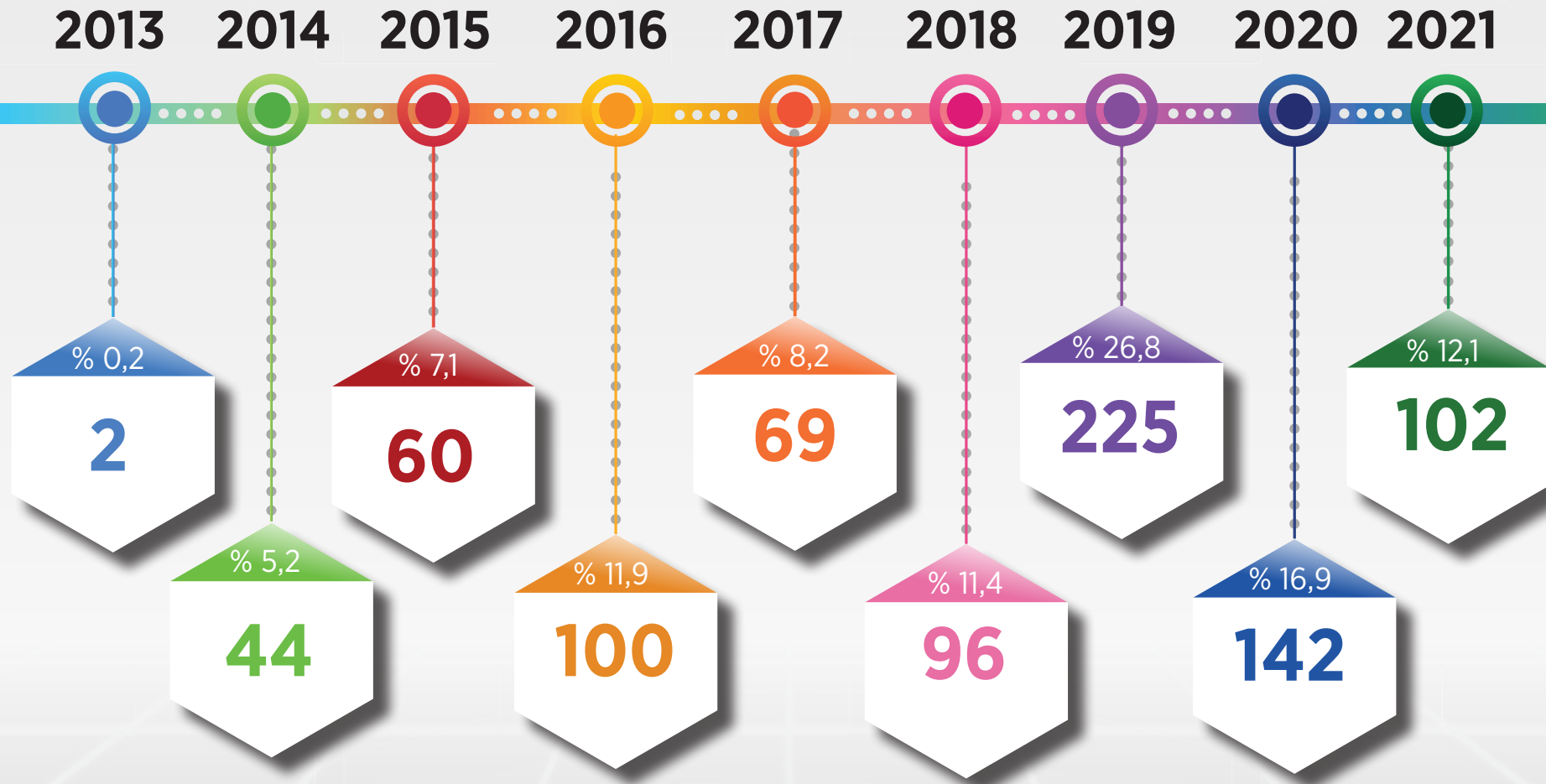
TOTAL : 25.857





## 6. NUMBER OF **INDIVIDUAL APPLICATIONS** IN WHICH NO VIOLATION WAS FOUND\*

06



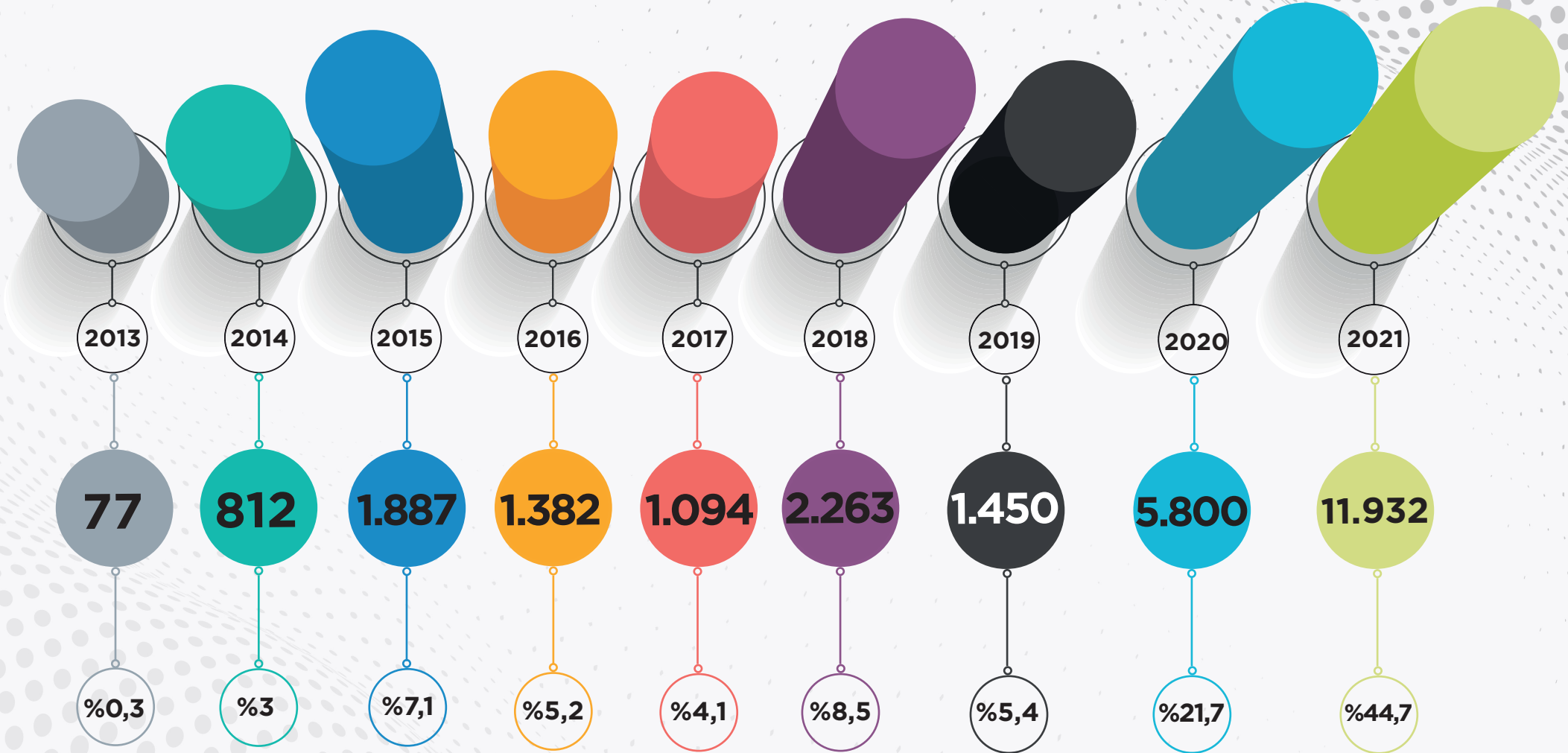
\* Cases which were found admissible but where no violation was found as a result of the examination on the merits.

**TOTAL : 840**



## 7. NUMBER OF **INDIVIDUAL APPLICATIONS** EXAMINED ON THE MERITS

07



**TOTAL : 26.697**



## 8. JUDGMENTS FINDING A VIOLATION BY RIGHTS AND FREEDOMS\*

08

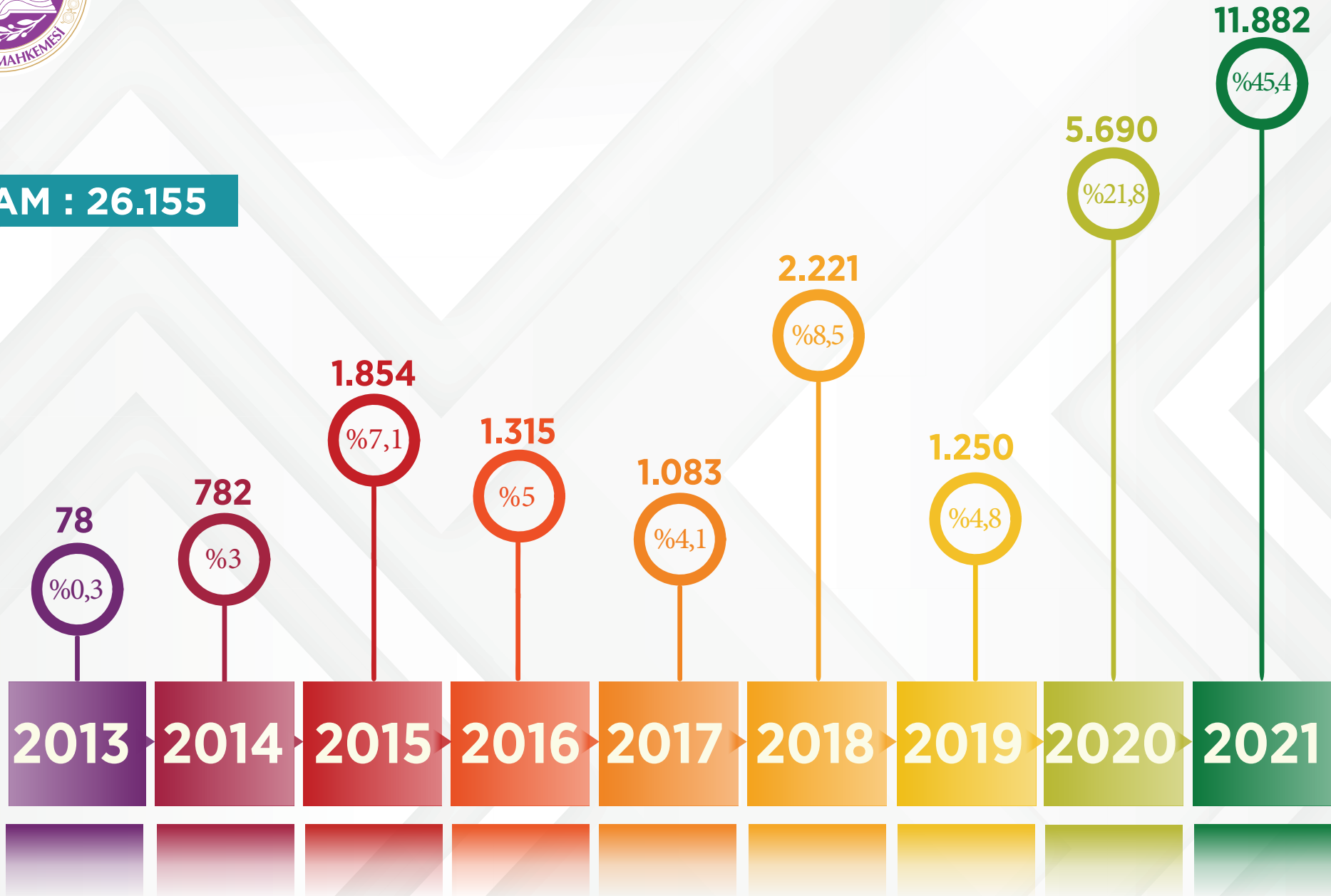




## 9. JUDGMENTS FINDING A VIOLATION BY YEARS\*

09

TOPLAM : 26.155



\* More than one right may be found to have been violated in one application.